


DELETION

INTERVENTION

A. PHONEMES

B. COMPOUNDS





Sound Pairs? 8

Read each word pair aloud. Ask the child to tell you if the two words end with the same sound.

- | | | | |
|------------|---------|------------|--------|
| 1. shop | soap | 21. beach | itch |
| 2. hat | pin | 22. dance | piece |
| 3. web | bib | 23. wash | reach |
| 4. move | love | 24. bridge | age |
| 5. lip | mess | 25. tough | face |
| 6. fall | hill | 26. fuzz | peas |
| 7. lake | snow | 27. mud | red |
| 8. swim | lamb | 28. road | wait |
| 9. off | leaf | 29. fish | leash |
| 10. mouth | bath | 30. fun | name |
| 11. fast | well | 31. tub | pipe |
| 12. pan | win | 32. sit | hat |
| 13. smooth | breathe | 33. bike | pink |
| 14. shell | small | 34. witch | catch |
| 15. work | song | 35. mouse | rose |
| 16. live | boat | 36. duck | shake |
| 17. game | farm | 37. race | pass |
| 18. long | sad | 38. bug | lake |
| 19. build | paid | 39. ring | strong |
| 20. kite | paint | 40. bag | rug |



Match 'Em Up 9

Sound Judgment

Read each set of words aloud. Ask the child to tell you which word ends with the same sound as the first word.

- | | | |
|------------|-------|-------|
| 1. chop | town | map |
| 2. grab | robe | hall |
| 3. time | worm | ride |
| 4. knife | team | roof |
| 5. give | dive | car |
| 6. hole | fight | smile |
| 7. teeth | rake | both |
| 8. rain | ship | brown |
| 9. dip | jump | small |
| 10. tub | door | cab |
| 11. name | drum | lake |
| 12. bean | step | down |
| 13. wife | laugh | kite |
| 14. shave | sand | five |
| 15. school | hook | dial |
| 16. house | face | rub |
| 17. gate | push | foot |
| 18. noise | prize | spoon |
| 19. child | cold | race |
| 20. call | fill | gum |

Match 'Em Up 10

Read each set of words aloud. Ask the child to tell you which word ends with the same sound as the first word.

- | | | |
|-----------|--------|-------|
| 1. bank | run | cork |
| 2. night | push | cat |
| 3. string | long | cough |
| 4. bake | face | clock |
| 5. jog | close | leg |
| 6. lunch | itch | fruit |
| 7. lock | pack | wave |
| 8. clean | men | dime |
| 9. log | trash | pig |
| 10. bush | splash | ice |
| 11. lose | crash | nose |
| 12. climb | learn | dream |
| 13. bus | kiss | leaf |
| 14. jet | kick | right |
| 15. duck | shake | wing |
| 16. feed | card | pet |
| 17. bug | head | egg |
| 18. grape | soap | light |
| 19. lick | sit | desk |
| 20. safe | leaf | house |

Odd One Out 10

Sound Judgment

Read each set of words aloud. Ask the child to tell you which word doesn't end with the same sound as the others.

1. block cook juice
2. wish dog rag
3. pan bone hide
4. couch boat rich
5. brush house crash
6. leaf dress mouse
7. street net fun
8. cat break hook
9. frog hug road
10. time nap swim
11. fat bed cloud
12. top tub ship
13. moon run gum
14. tape mail bowl
15. sheet kid spot
16. kiss grass fish
17. book coat duck
18. shark long king
19. brick knock hot
20. red bag dig

***** Popcorn Deletion *****

Materials: popped popcorn or other small snack

Choose a word from the list below, and ask your child to place a piece of popcorn on the table for each sound in the word. Then, have your child "eat" the last sound (piece of popcorn) and tell you what's left. For example, for the word *road*, your child will place three pieces of popcorn on the table as you say /r - oa - d/. Then, your child will eat the piece of popcorn representing /d/. Ask, "What's left?" Your child should respond, "r - oa."

road (r - oa - d)

jeep (j - ee - p)

date (d - a - te)

ice (i - ce)

bean (b - ea - n)

farm (f - a - r - m)

tooth (t - oo - th)

bike (b - i - ke)

mane (m - a - ne)

cookie (c - oo - k - ie)

nose (n - o - se)

house (h - ou - se)

barn (b - a - r - n)


make (m - a - ke)

chest (ch - e - s - t)

boil (b - oi - l)

march (m - a - r - ch)

tool (t - oo - l)



PLUWS



■ ■ ■ ■ ■ ■ ■ ■ ■ ■ Say It, Say It Again ■ ■ ■ ■ ■ ■ ■ ■ ■ ■

Choose a word from the list below. Say, "Say ____." Pause for a response. Then, say, "Say it again, but don't say ____ (beginning sound of the word you chose)." For example, say, "Say rat." Your child says "rat." Then, say, "Say it again, but don't say /r/." (Give the sound of /r/, not the letter name.) Your child should say "at." Think of other words for this activity, such as family names or household objects. This is a great car game!

rat

hippo

chair

lunch

sink

mouse

pick

shoe

window

bed


table

door

bicycle

cheek

kangaroo



The following words may be more difficult. Make sure your child leaves out just the first sound in a blend. For example, for the word *plant*, your child should respond "lant."

plant

brag

blanket

blast

slip

tree

glob

truck

skin


dress

price

clap

* * * * * Bee in the Hive * * * * *

Materials: cup or small bowl
 small objects like pennies or dried beans



Say a word from the list below while placing a penny (or other small object) in front of your child for each sound. Then, cover the last penny with the bowl. Ask, "What's left?" Your child should respond with the sounds (blended together) without the last sound. For example, say the word *read*. Place three pennies from left to right in front of your child while saying the sounds /r - ea - d/. Cover the last penny representing /d/ and say, "/d/ just flew in the hive. What's left?" Your child should say "rea."

- | | | |
|--------|--------|-------|
| read | card | type |
| house | rope | light |
| March | chest | bowl |
| leaf | plant | board |
| picky | mouth | wave |
| flower | cookie | jump |
| letter | apple | puppy |

Sounds in the Hoop

Materials: scissors
wastebasket

Have your child cut out the basketballs on page 107. Each time your child leaves out the first or last sound from a word from the list below, let him or her wad up a basketball and throw it into the basket. Decide on a reasonable distance to stand from the basket. Each "basket" is worth two points. The game is won at ten points.

To begin the game, choose a word. Say, "Say ____." Say it again, but don't say ____" (say the first or last sound in parentheses, not the letter name). For example, "Say, *form*. Say it again, but don't say /m/."

for(m)

(m)ouse

pap(er)

(p)addle

(ch)art

lam(p)

migh(t)

(m)oon

sea(l)

(b)oat

(b)oot

soa(p)

coff(ee)

gree(n)

far(m)


(sh)irt

(ch)amp

(h)ippo


schoo(l)

(b)oil



● ● ● ● ● ● ● ● ● ● ● ● ● ● ● Sounds in the Hoop, continued

Follow the directions on page 106.



Compound Words

***** Say It, Say It Again Game *****

Read the following script to your child. If he or she has difficulty, use objects to represent each word in the compound word as you say it. Then, remove the appropriate object as you say, "Say it again, but don't say ____."

Say *raindrop*. (Pause for response.) Say it again, but don't say *drop*.

Say *waterfall*. (Pause for response.) Say it again, but don't say *water*.

Say *mousetrap*. (Pause for response.) Say it again, but don't say *trap*.

Say *staircase*. (Pause for response.) Say it again, but don't say *stair*.

Say *cattail*. (Pause for response.) Say it again, but don't say *cat*.

Say *airplane*. (Pause for response.) Say it again, but don't say *air*.

Say *bookmark*. (Pause for response.) Say it again, but don't say *mark*.

Say *seashore*. (Pause for response.) Say it again, but don't say *sea*.

Say *mailbox*. (Pause for response.) Say it again, but don't say *mail*.

Say *groundhog*. (Pause for response.) Say it again, but don't say *hog*.

Say *grandchild*. (Pause for response.) Say it again, but don't say *child*.

Say *basketball*. (Pause for response.) Say it again, but don't say *basket*.

Say *lifeguard*. (Pause for response.) Say it again, but don't say *guard*.

Say *snowflake*. (Pause for response.) Say it again, but don't say *flake*.

